



2020 Pennsylvania LGBTQ Health Needs Assessment

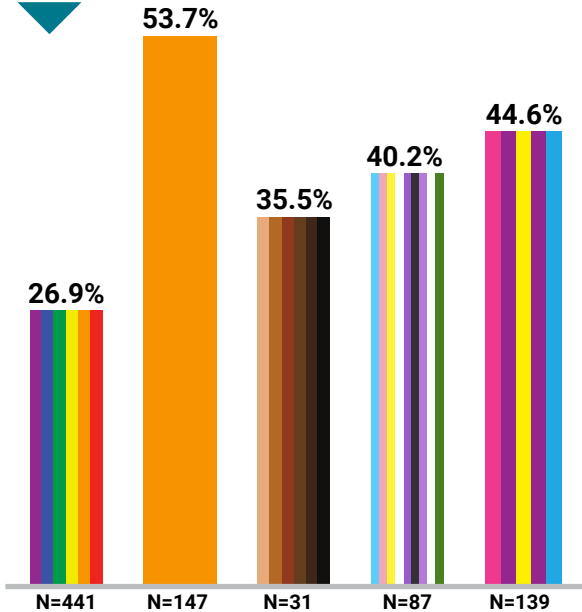
Northwestern PA Tobacco Use

A total of 6,582 LGBTQ-identified Pennsylvanians participated in the 2020 PA LGBTQ Health Needs Assessment (HNA). Respondents come from more than 900 different ZIP codes across 64 of Pennsylvania's 67 counties. 585 survey respondents were from Northwestern PA (NWPAs).

The tobacco industry has historically targeted LGBTQ communities, using strategies like marketing at Pride festivals and advertising in LGBTQ publications to promote tobacco use among LGBTQ people. This legacy of aggressive marketing by tobacco companies has had a serious impact, contributing to higher rates of smoking among LGBTQ+ adults.

Vulnerable Groups


Shown here are the rates of having ever used tobacco products survey among participants from NWPAs with populations who are particularly vulnerable to tobacco usage including: young respondents, people of color, and transgender, non-binary, and genderqueer respondents.



Participants from NWPAs with populations who are particularly vulnerable to tobacco usage including: young respondents, people of color, and transgender, non-binary, and genderqueer respondents.

"Tobacco usage" includes cigarettes, cigars/cigarillos, electronic cigarettes and other vaping devices, hookah, smokeless tobacco such as snuff and chewing tobacco, and other tobacco products.

Have you ever used any tobacco products?



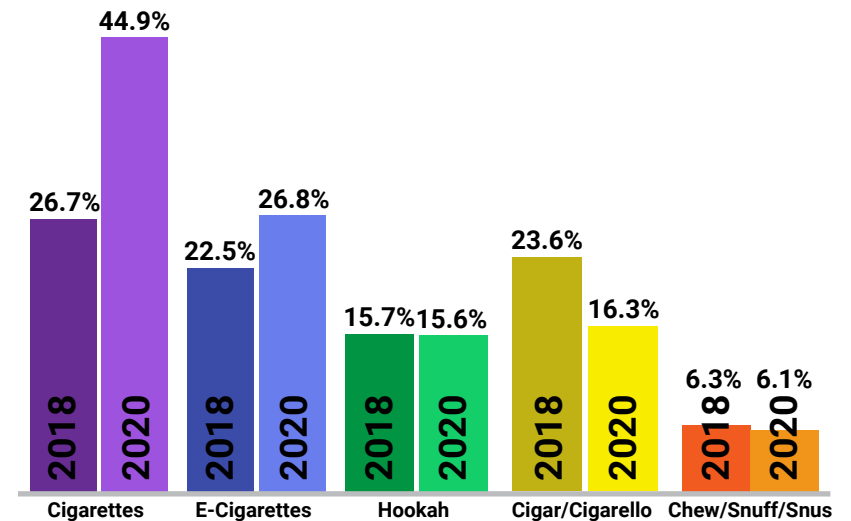
Rates of Tobacco Product Usage by the LGBTQ Community

44.9% of survey respondents from NWPAs had ever smoked cigarettes. Among those who had ever smoked cigarettes, two in five (40.1%) are current smokers in 2020. More than one-fourth of respondents (26.8%) had ever used e-cigarettes or other nicotine vaping devices and 44.9% of those users are still current users in 2020.

The current smoking rate of LGBTQ adult respondents is estimated as high as nearly twice that of the general population in Pennsylvania.

Shown here are the changes in product usage from 2018 to 2020.

2018 (N=191) 2020 (N=441)



Ever Use by Products - 2018 vs. 2020

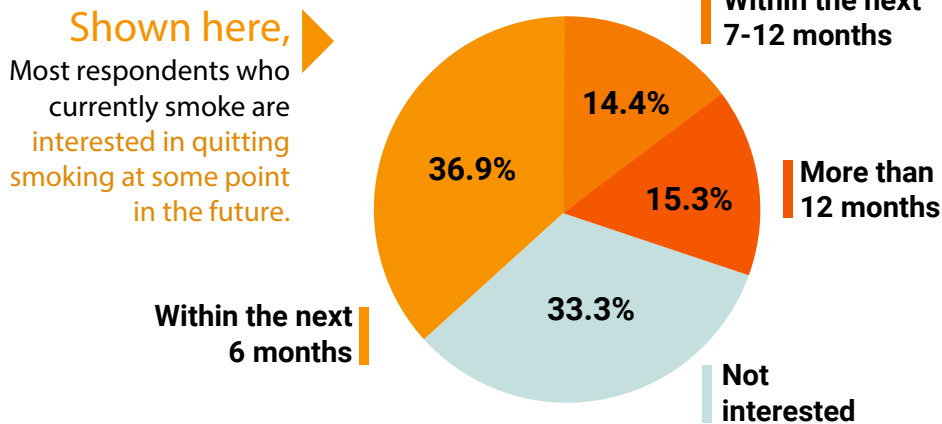
The 2018 assessment used the CDC definition of "ever smoker" (having smoked 100 or more cigarettes in your lifetime). The 2020 assessment asked have you ever used cigarettes even once in your lifetime.



Tobacco Cessation

While smoking rate disparities persist, respondents demonstrate high levels in one resilience factor – an interest in quitting among respondents who currently use tobacco. Current smokers in NWPA expressed most interest in seeking tobacco cessation from their personal doctor or an LGBT-specific organization.

Many current smokers don't know where they would prefer to receive tobacco cessation services.



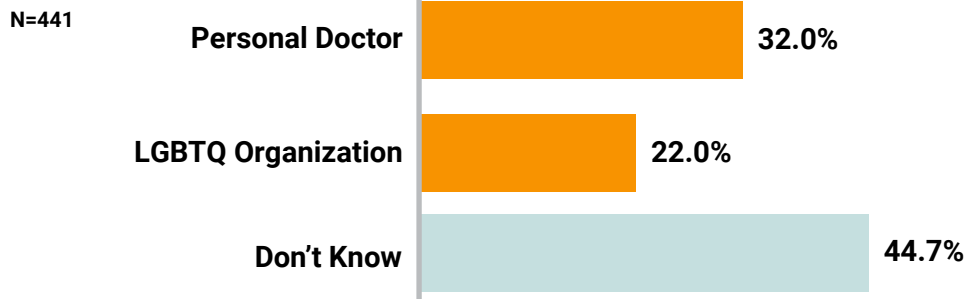
▶ **49.8%** have not heard of the PA Free Quitline (1-800-Quit-Now)

▶ **58.2%** believe Pride celebrations should be smoke-free

▶ **63.6%** agree that vaping, Juuling, and e-cigarettes are a health threat to LGBTQ communities

▶ **66.3%** agree that all bars should be smoke-free

Respondents who are interested in quitting would feel most comfortable receiving cessation services from a **personal doctor** or an **LGBTQ-specific organization**.



Health and Healthcare

Respondents to the 2020 PA LGBTQ Health Needs Assessment were asked about healthcare experiences and healthy living strategies – such as healthy eating, active living, and tobacco cessation. It is vital to know that barriers to healthy habits and healthcare access remain.

▶ **96.6%** are interested in healthy living strategies

▶ **15.6%** do not have a personal doctor or healthcare provider

▶ **21.8%** have not visited a doctor for a routine check up in the past 12 months

▶ **18.1%** have experienced a negative reaction from a healthcare provider when they learned they were LGBTQ

▶ **31.9%** do not believe most of their healthcare providers have the medical expertise related to their health needs as an LGBTQ person



for the full report, please visit:

livehealthypa.com/lgbt